

# How to take Toyotetsu Bus (Irago main line · Irago branch line)

STEP 1

At a bus stop, find your destination on the board and get on the right bus.  
 ※ The automatic charge collector does not give you any change. Have some small coins ready.



STEP 2

Get on the bus from the back door and take one ticket (which tells you the number of the bus stop you got on) from the ticket machine.



STEP 3

Push the button to tell the driver that you want to get off.  
 ※ The bus keeps going and does not stop until you push the button.



STEP 4

Check how much you need to pay on the electronic board and have the money ready. If you need to change 100yen, 500yen, or 1000yen, you can with the change machine near the driver.



Your No.

price

STEP 5


Put your ticket and the money into the automatic charge collector before getting off the bus.



# How to take Gururin Bus (City, Doho, Sante Park Line)


STEP 1

At a bus stop, find your destination on the board and get on the right bus. Have your money ready before you get on.



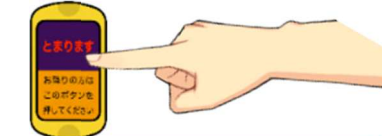
STEP 2

Get on the bus from the front door and put your money into the automatic charge collector.




STEP 3

Push the button to tell the driver that you want to get off.  
 ※ The bus keeps going and does not stop until you push the button.



STEP 4

Get off the bus from the back door.



● Bus Navi (Bus Location System)

Read the QR code.  
 (Available on Toyotetsu only)




What is Bus Location System?

It can tell you when your bus is coming, and where your bus is running. Available with various languages. (Japanese, English, Korean, Simplified Chinese, traditional Chinese, Portuguese)

# How to take Gururin Mini Bus (Omotehama, Nakayama Line)


STEP 1

At the bus stop, find your destination on the board and get on the right bus. Have your money ready before you get on.




STEP 2

Get on the car from the side door. Put your money into the box.




STEP 3

When you get on, tell your destination to the driver.





STEP 4

Get off from the side door.






**Discounted Tickets**

**○ Toyotetsu Bus (Irago Main Line, Irago Branch Line)**

Types	Prices	Where you can purchase
<ul style="list-style-type: none"> <li>• 11 Tickets set (destination fixed)</li> </ul>	The same price as the total cost of 10 tickets, which means 1 ticket free. 	<ul style="list-style-type: none"> <li>• Mikawa Tahara Station</li> <li>• Toyotetsu Bus Office (Astumi Office)</li> </ul>
<ul style="list-style-type: none"> <li>• Mixed Tickets (destination not fixed)</li> </ul>	(100yen×15, 50yen×10, 10yen×20) 2000yen. 200yen worth free. 	<ul style="list-style-type: none"> <li>• Bus driver</li> <li>• Mikawa Tahara Station</li> <li>• Toyotetsu Bus Office (Atsumi Office) etc.</li> </ul>



**○ Gururin Bus**

Type	Prices	Where you can purchase
<ul style="list-style-type: none"> <li>• Bus Pass (This is the most convenient pass for the commute and student passengers)</li> </ul>	3000yen per month You can only use with City Line 	<ul style="list-style-type: none"> <li>• On the Bus</li> <li>• Office of the Bus Company</li> <li>• Tahara City Hall (Town Planning Promotion Section)</li> <li>• Tahara City Hall Atsumi Branch (Regional Division)</li> <li>• Akabane Civic Center</li> </ul>
	5000yen per month You can use with all the Gururin Lines. 	
<ul style="list-style-type: none"> <li>• 40 Tickets</li> </ul>	3000yen 100yen × 40 	

**Bus Fares**

**○ Toyotetsu Bus (Irago Main Line, Irago Branch Line)**

Bus Fare depends how far you go.

Check the electric board on the bus.

Junior High School students and up are considered to be adults, and elementary school students are considered to be children. Child fare is the half price of the adults fare.

e.g.) Bus fare from Tahara Station

Atsumi Hospital : 140yen

Fujisawa-cho : 760yen

Akabane Civic Center Mae : 530yen

Noda : 380yen

Hobi : 800yen

Irago Misaki : 1,070yen

**○ Gururin Bus**

City Line : 100yen per ride

Doho, Sante Park, Omotehama, Nakayama Line : 200yen per ride

Infants : No charge

Published by Tahara City Area Public Transport Conference

(Office: Tahara City Hall, Town Planning Promotion Section )

TEL.0531-27-8603 FAX.0531-22-3811

Toyotetsu Bus Company



English



**Let's take a bus!**

In Tahara City, three types of buses are operating.

Read this brochure and learn how to ride, and visit places in Tahara !



**Kyabezo (Cabbage Boy)**



**Toyotetsu Bus (Irago Main Line, Branch Line)**






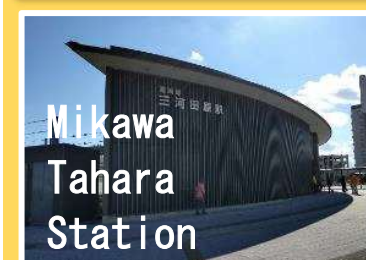

**Gururin Bus**



**Gururin Mini Bus**

With Toyotetsu Bus, you can visit...

With Gururin Bus, you can visit...



**Contacts**

○ Toyotetsu Bus (Irago Main Line, Irago Branche Line)

Toyotetsu Bus Astumi Office ☎0531-33-0211

○ Gururin Bus (Omotehama Line)

Atsumi Kotsu ☎0531-22-0050

○ Gururin Bus (City, Doho, Sante Park Line)

Toyotetsu Midei ☎0531-23-7210

○ Gururin Bus (Nakayama Line)

Toyotetsu Taxi ☎0531-22-1171/0531-22-1161